



Our Performance





Our Performance

Income Statement

The Income Statement is used to compare revenue to expenses over the financial year.

Revenues of the Authority are sourced primarily from a Government grant through an administered appropriation received by the QPS. The other major source of funds includes fees for brothel licences and managers' certificates. The growth in fees revenue is due to three new licensed brothels opening during 2006-07.

Balance Sheet

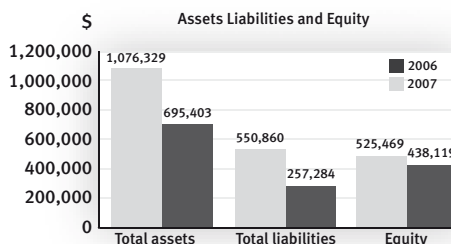
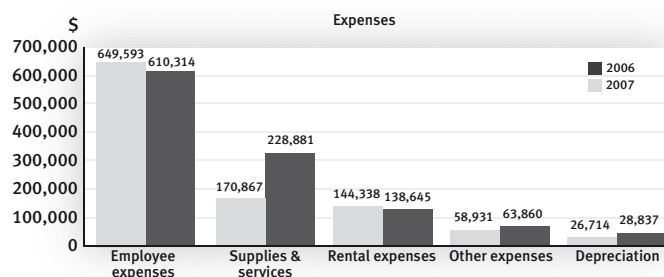
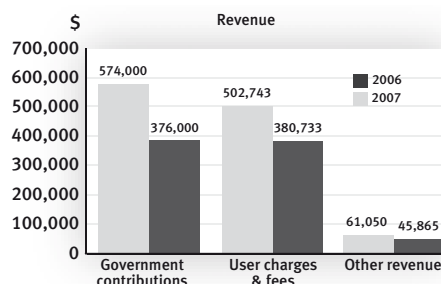
The Balance Sheet measures the value of assets, liabilities and equity of the Authority as at 30 June 2007.

Our cash assets have increased as a result of the re-scoping of the industry monitoring program which will now commence during 2007-08. There has also been some growth in the number of brothel licences and managers' certificates granted and renewed.

Cash Flow Statement

The Cash Flow Statement measures the inflows and outflows of cash through the year, and classifies those transactions into either operating or investing activities.

Cash flow in the Authority is generated primarily from operating activities, where the significant in-flows include revenue from a Government grant and fees for brothel licences and managers' certificates. Significant outflows are employee expenses, supplies and services for operational requirements and payments for lease commitments. The year ended in an increase in cash from \$531,945 at 30 June 2006 to \$894,011 at 30 June 2007.



Key Performance Measures

The PLA established some key performance measures to benchmark its corporate performance. We reported these measures to the public and to the parliament through the state budget process. The following table shows our key performance indicators, the expectations we had about our performance at the beginning of the financial year, and the performance we actually achieved over the year.

■ Table 2: Key performance measures, 2006-07

Measures	What we said we would achieve	What we achieved
1. Number of licensed brothel premises operating	21	24
2. Number of brothel and certificate applications investigated	137	161
3. Number of brothel and certificate applications decided	96	154
4. Percentage of complaints resolved	>91%	98%
5. Number of compliance activities conducted	198	195
6. Number of licensed brothels implementing safety and security arrangements ¹	21	24
7. Number of brothels requiring six-weekly health certificates ²	21	24
8. Applications processed within the PLA and forwarded to the QPS within 30 days	95%	90%
9. Advertising requests processed within 30 days	95%	95%
10. Complaints to the PLA about prostitution resolved within 30 days	90%	95%

¹ All Queensland's legal brothels have implemented safety and security arrangements.

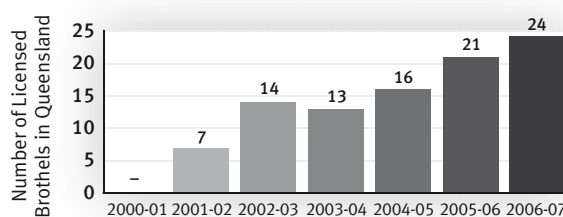
² All Queensland's legal brothels require six-weekly sexual health certificates from sex workers.



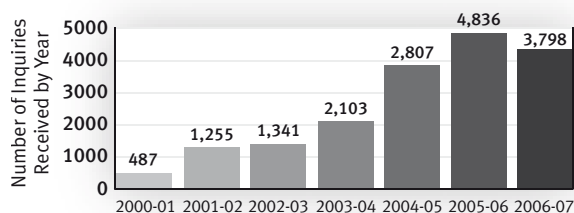
Statistical Highlights

- 24 licensed brothels operating in Queensland
- 175 brothel licences and 455 managers' certificates granted to date in relation to brothels in Queensland
- 34 police entries made to 18 licensed brothels during 2006-07 (Refer Table 9 on page 35)
- 14,663 requests for advertisements were lodged with the PLA for approval. Most applicants complied with prostitution advertising requirements during 2006-07 with 13,713 (93%) being approved. The majority of print advertising approval requests (96%) were considered within one day and 95% of website advertising approval requests were considered within five days
- 3,798 inquiries responded to during 2006-07. Feedback from clients has indicated a number of inquiries are met through the PLA website which has contributed to the decrease in direct inquiries to the PLA when compared with 4,836 during 2005-06.
- 75 complaints responded to during 2006-07, compared with 100 complaints during 2005-06

■ Figure 5: Number of licensed brothels operating by year in Queensland



■ Figure 6: Number of inquiries received by year



■ Figure 7: Number of complaints received by year

